

Background

The former Camp Sherman Artillery Range, also known as the Stoney Creek Artillery Range, is located approximately five miles south of Chillicothe in Franklin Township, Ohio.

During World War I, it was used as an artillery range by the U.S. Army. Between January and June of 1918, the 322nd, 323rd and 324th Field Artillery Regiments of the 158th Field Artillery Brigade, 83rd Infantry Division used the former Stoney Creek Artillery Range for artillery practice. On June 2, 1918, the 158th Field Artillery Brigade departed Camp Sherman for deployment overseas. When the leases expired in 1920, the land was returned to the control of its owners.

The land is currently owned by the Ohio Department of Natural Resources (Scioto Trails State Park and Scioto Trails State Forest), and numerous private owners.

Because the area was used as an artillery range, old military munitions may still be present. All military munitions should be considered extremely dangerous. Proper precautions need to be taken when munitions or suspected munitions are encountered. It is important to remember the 3Rs of munitions safety — Recognize, Retreat and Report.





Learn and follow the 3Rs of explosives safety




For additional information:

Contact the U.S. Army Corps of Engineers,
Louisville District Public Affairs Office
(502) 315-6773
katelyn.c.newton@usace.army.mil

Visit the U.S. Army's Unexploded Ordnance
(UXO) Safety Education website:
<https://www.denix.osd.mil/uxosafety>



US Army Corps
of Engineers®



BUILDING STRONG®

Follow the 3Rs

Recognize

Recognize when you may have encountered a munition.

Recognizing when you may have encountered a munition is the most important step in reducing the risk of injury or death. Munitions may be encountered on land or in the water. They may be easy or hard to identify.

To avoid the risk of injury or death:

- ▶ Never move, touch or disturb a munition or suspect munition
- ▶ Be aware that munitions do not become safer with age, in fact they may become more dangerous; and
- ▶ Taking or keeping a munition as a souvenir can be deadly, so don't be tempted

Munitions come in many sizes, shapes and colors. Some may look like bullets or bombs while others look like pipes, small cans or even a car muffler. Whether whole or in parts, new or old, shiny or rusty, munitions can still explode. The easiest way to avoid injury or death is to stay out of areas marked with warning signs or charted as restricted.

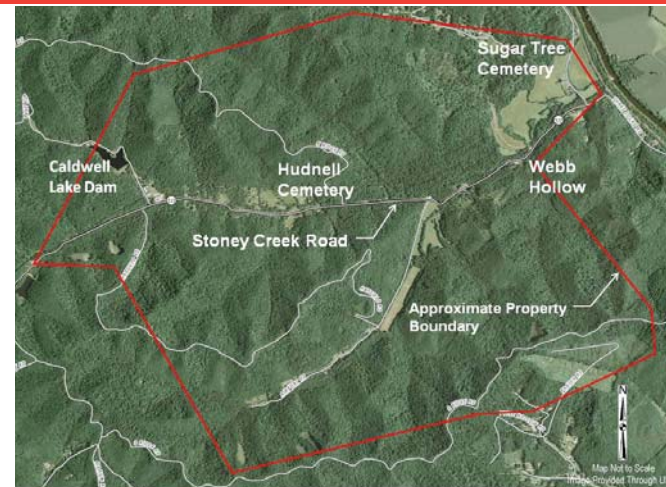


Retreat

Do not touch, move or disturb it, but carefully leave the area.

Avoid death or injury by recognizing that you may have encountered a munition and promptly retreating from the area.

If you encounter what you believe is a munition, do not touch, move or disturb it. Instead, immediately and carefully leave the area by retracing your steps — going out the way you entered. Once safely away from the munition, mark the path (e.g., with a piece of clothing) so response personnel can find the munition.



Report

Immediately notify the police by calling 911.

Protect yourself, your family, your friends and your community by immediately reporting munitions or suspected munitions to the police.

Provide as much information as possible about what you saw and where you saw it. This will help the police and military or civilian explosive ordnance disposal personnel find, evaluate and address the situation.

If you believe you may have encountered a munition, call 911 and report:

- ▶ The area where you encountered it.
- ▶ Its general description. Remember, do not approach touch, move or disturb it.
- ▶ When possible, provide:
 - Its estimated size
 - Its shape
 - Any visible markings, including coloring

